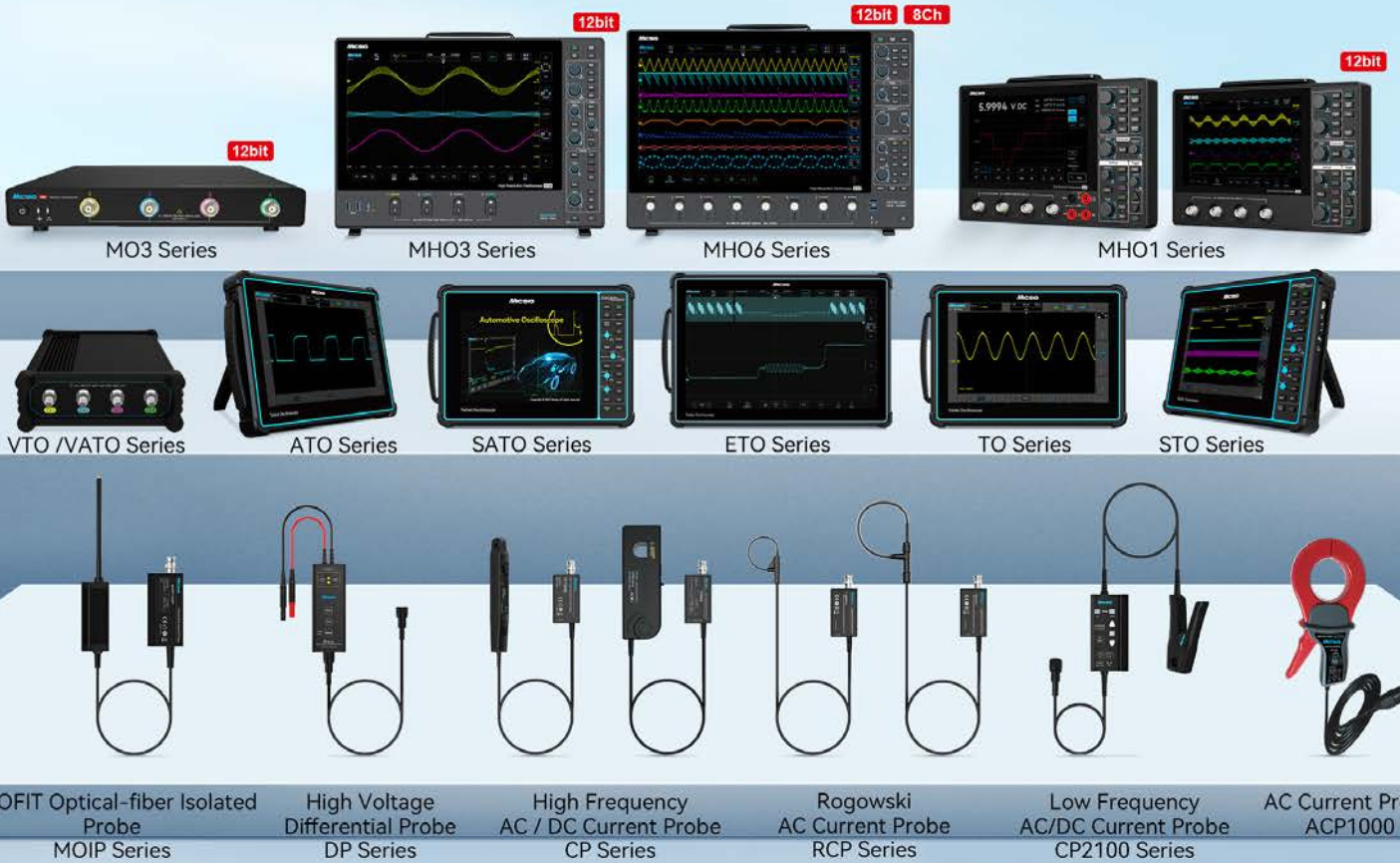


Product Selection Guide



High-resolution Oscilloscope
 Modular Oscilloscope
 Tablet Oscilloscope
 Automotive Oscilloscope
 Android (USB) Oscilloscope

Optical-fiber Isolated Probe
 High Voltage Differential Probe
 Rogowski AC Current Probe
 High Frequency AC/DC Current Probe
 Low Frequency AC/DC Current Probe
 AC Current Probe



M 12 Bit High-resolution Oscilloscope

MHO6 Series			
Model	MHO68-1000	MHO68-500	MHO68-350
Bandwidth	1GHz	500MHz	350MHz
Rise Time	≤ 0.4ns	≤ 0.7ns	≤ 1ns
Analog Channels	8		
Display	16" full touch display, 1920 × 1200 resolution		
Dimension	443.6*307.2*37.6mm		
Key Features	<ul style="list-style-type: none"> • Simultaneous data saving on multi-channel • Advanced math and FFT function • Segmented storage function • USB 3.0/2.0 Host, USB Type-C, LAN, HDMI, Aux In/Out, 10 MHz clock signal In/Out • Bus decodes: RS-232/422/485/UART, CAN, CAN FD, LIN, SPI, I²C, ARINC429, 1553B 		



1GHz / 500MHz / 350MHz
6GSa/s
1.8Gpts
Side Thickness 3.76cm

MHO1 Series (Tablet)				
	With multimeter		Without multimeter	
Model	MHO14-200	MHO14-100	MHO14-200N	MHO14-100N
Bandwidth	200MHz	100MHz	200MHz	100MHz
Rise Time	≤1.75ns	≤3.5ns	≤1.75ns	≤3.5ns
Analog Channels	4			
Multifunction Meter Accuracy	4 ⁵ % Digits		/	
Display	8" TFT LCD capacitive touch screen, 1280*800 pixels			
Dimension	265*174*31mm		265*174*31mm	
Weight	1.73kg (with battery)		1.68kg (with battery)	
Key Features	<ul style="list-style-type: none"> • Large-capacity battery 16000mAh • Supports power lock for safer carrying • Supports 6-digit hardware frequency counter • Support charging with power bank • USB 3.0 Host, USB Type-C, LAN, HDMI • Mobile APP, PC remote control, SCPI commands • Bus decodes: RS-232/422/485/UART, CAN, CAN FD, LIN, SPI, I²C, ARINC429, 1553B 			



200MHz / 100MHz
1GSa/s
110Mpts
Option 4⁵% Digits



Handbag Set

Suitcase Set

M 12 Bit High-resolution Oscilloscope

MH03 Series			
Model	MH03-5004	MH03-3504	MH03-2504
Bandwidth	500MHz	350MHz	250MHz
Rise Time	≤ 0.7ns	≤1ns	≤1.4ns
Analog Channels	4		
Display	14" full touch display, 1920 x 1200 resolution		
Dimension	400*280*35.8mm		
Key Features	<ul style="list-style-type: none"> • Noise < 80μVrms • Advanced math and FFT function • High / low pass bandwidth filtering • Mobile APP, PC remote control, SCPI commands • USB 3.0/2.0 Host, USB Type-C, LAN, HDMI, Aux In/Out, 10 MHz clock signal In/Out • Bus decodes: RS-232/422/485/UART, CAN, CAN FD, LIN, SPI, I²C, ARINC429, 1553B 		



500MHz / 350MHz / 250MHz
 3GSa/s
 360Mpts
 Side Thickness 3.58cm

M03 Series (Modular)			
Model	M034-500	M034-350	M034-250
	M034-500Pro	M034-350Pro	M034-250Pro
Bandwidth	500MHz	350MHz	250MHz
Rise Time	≤0.7ns	≤1ns	≤1.4ns
Analog Channels	4		
Dimension	224.5*30*264.3mm		
Key Features	<ul style="list-style-type: none"> • HDMI direct connection: Plug-and-play, smooth interaction • Multi-Unit parallel: Supports multi-channel testing solutions, reducing usage costs • Remote control and automation: Supports PC remote control and SCPI commands • Ultra-thin design: Only 3 cm high, saving desktop space and easily fitting into racks • Baseline noise of less than 85μVrms 		
M03 Pro Series Additional Features	<ul style="list-style-type: none"> • Includes specialized software designed for system integration • Supports SFP+ mode for high-speed data transmission • High-speed data transmission: Stable and efficient transfer, ideal for test system integration 		



500MHz / 350MHz / 250MHz
 3GSa/s
 360Mpts

M 8 Bit Tablet Oscilloscope

ETO Series		
Model	ETO5004	ETO3504
Bandwidth	500MHz	350MHz
Rise Time	≤0.7ns	≤1ns
Analog Channels	4	
Display	14" full touch display, 1920 x 1200 resolution	
Dimension	353*245*56mm	
Key Features	<ul style="list-style-type: none"> • Noise < 90μVrms • Advanced math and FFT functions • Built-in large battery, easy for lab and field using • Mic-OPI™ probe interface, auto probe compensation • Support mobile, PC remote control and SCPI commands • Bus decodes: RS-232/422/485/UART, CAN, CAN FD, LIN, SPI, I²C, ARINC429, 1553B 	



500MHz / 350MHz
3GSa/s
360Mpts
7.4V/13500mAh

TO Series				
Model	TO3004	TO2004	TO2002	TO1004
Bandwidth	300MHz	200MHz	200MHz	100MHz
Rise Time	≤1.16ns	≤1.75ns	≤1.75ns	≤3.5ns
Analog Channels	4	4	2	4
Display	10.1 inch LCD capacitive touch display, 1280*800 resolution			
Dimension/Weight	265*192*50mm/1.9kg (with battery)			



300MHz / 200MHz / 100MHz
2GSa/s / 1GSa/s
220Mpts / 110Mpts
7.4V/7500mAh

STO Series		
Model	STO2002	STO1004
Bandwidth	200MHz	100MHz
Rise Time	≤1.75ns	≤3.5ns
Analog Channels	2	4
Display	Industrial 8 inch TFT-LCD (800*600)	
Dimension/Weight	265*192*50mm/1.9kg (with battery)	
Key Features	<ul style="list-style-type: none"> • Excellent connectivity: HDMI, USB 3.0/2.0 Host, USB Type-C • Innovative PC & STO phone App remote control • Up to 5h battery life & compact size, perfect for field work • Support Wi-Fi, USB, computer control and SCPI • Power-off switch lock, safe to travel and store • Bus decodes: RS-232/422/485/UART, CAN, CAN FD, LIN, SPI, I²C, ARINC429, 1553B 	



200MHz / 100MHz
1GSa/s
70Mpts
7.4V/7500mAh

M Automotive Oscilloscope

ATO Series

Model	ATO3004	ATO2004	ATO2002	ATO1004
Bandwith	300MHz	200MHz	200MHz	100MHz
Rise Time	≤1.16ns	≤1.75ns	≤1.75ns	≤3.5ns
Analog Channels	4	4	2	4
Vertical Resolution	8bit			
Display	10.1 inch LCD capacitive touch display, 1280*800 resolution			
Dimension/Weight	265*192*50mm/1.9kg (with battery)			

SATO Series

Model	SATO2002	SATO1004
Bandwith	200MHz	100MHz
Rise Time	≤1.75ns	≤3.5ns
Analog Channels	2	4
Vertical Resolution	8bit	
Display	Industrial 8 inch TFT-LCD (800*600)	
Dimension/Weight	265*192*50mm/1.9kg (with battery)	

Key Features
<ul style="list-style-type: none"> • Professional automotive diagnostic tests • Deep memory to display all signal details • Compact portable design, best for field work • Comprehensive serial bus trigger & decoding • Large battery support continual field work • Support Wi-Fi, USB, PC and SCPI control • Hardware-based filter to eliminates interferences



300MHz / 200MHz / 100MHz
2GSa/s / 1GSa/s
220Mpts / 110Mpts
7.4V/7500mAh



200MHz / 100MHz
1GSa/s
70Mpts
7.4V/7500mAh

VATO Series

Model	VATO2004
Bandwith	200MHz
Rise Time	≤1.75ns
Vertical Resolution	8bit
Dimension/Weight	140*215*52mm/640g (with battery)

Key Features
<ul style="list-style-type: none"> • One step to diagnose, easy to test • Small size, light weight, perfect for outdoor test • Deep memory depth, capture all signal details • Multiple serial bus protocol triggering and decoding



200MHz
1GSa/s
50Mpts
7.4V/7500mAh

Optical-fiber Isolated Probe

MOIP Series				
Model	MOIP1000P	MOIP500P	MOIP350P	MOIP200P
Bandwidth	1GHz	500MHz	350MHz	200MHz
Rise Time	≤450ps	≤700ps	≤1ns	≤1.75ns
CMRR	DC: 180dB 1GHz: 108dB	DC: 180dB 500MHz: 114dB	DC: 180dB 350MHz: 118dB	DC: 180dB 200MHz: 122dB
Differential Voltage Range	Standard: OP50(MMCX), ±25V OP5000(MCX), ±2500V		Standard: OP20(MMCX), ±25V OP1000(MCX), ±1250V	Standard: OP20(MMCX), ±25V
	Optional: OP20(MMCX), ±10V OP100(MMCX), ±50V OP2000(MCX), ±1000V OP10000(LCX), ±5000V		Optional: OP50(MMCX), ±62.5V OP200(MCX), ±250V OP2000(MCX), ±2500V OP5000(LCX), ±6250V	
Noise	< 0.45mVrms			
DC Gain Accuracy	1%			
Common Mode Voltage Range	85kVpk			
Fiber Cable Length	2m (Customizable)			
Interface	Standard BNC interface, compatible with all oscilloscope brands			
Key Features	<ul style="list-style-type: none"> • CMRR up to 180dB • Test starts immediately upon power-on, no preheating required • Seconds-fast self-calibration, no waiting needed • Accuracy better than 1% • Laser-powered, achieving complete electrical isolation • High signal-to-noise ratio (SNR), with multiple magnification attenuators optional to achieve full-scale output • Extremely high stability and minimal temperature drift 			



200MHz-1GHz

1% Accuracy

Excellent Amplitude-Frequency

Power Over Fiber

Support Customization

BNC Interface

M High Voltage Differential Probe

DP Series			
Model	DP703	DP702	DP700
Bandwidth	300MHz	200MHz	100MHz
Differential Voltage (DC+AC PK) Max.	70V (20X) 700V (200X)		
Input Impedance	6MΩ/1.67pF (differential) 3MΩ/3.3pF (each input to ground)		
Model	DP1503	DP1502	DP1500
Bandwidth	300MHz	200MHz	100MHz
Differential Voltage (DC+AC PK) Max.	150V (50X) 1500V (500X)		
Input Impedance	13.2MΩ/1.67pF (differential) 6.6MΩ/3.3pF (each input to ground)		
Model	DP3003	DP3002	DP3000
Bandwidth	300MHz	200MHz	100MHz
Differential Voltage (DC+AC PK) Max.	300V (100X) 3000V (1000X)		
Input Impedance	30MΩ/0.78pF (differential) 15MΩ/1.57pF (each input to ground)		
Model	DP7003	DP7002	DP7000
Bandwidth	300MHz	200MHz	100MHz
Differential Voltage (DC+AC PK) Max.	700V (100X) 7000V (1000X)		
Input Impedance	120MΩ/0.78pF (differential) 60MΩ/1.57pF (each input to ground)		
General Specifications			
Accuracy (Typical)	Standard ±2% (Customizable 1% accuracy)		
CMRR	DC: >-80dB, 100kHz: >-60dB, 10MHz: >-30dB, 100MHz: >-26dB		
Interface	Standard BNC interface, compatible with all oscilloscope brands		
Key Features	<ul style="list-style-type: none"> • Bandwidth up to 300MHz: suitable for a wide range of testing scenarios • High-fidelity signal reproduction: excellent amplitude-frequency characteristics and common-mode rejection ratio for precise signal detail capture • Low loading measurement design: high input impedance and ultra-low input capacitance enhance measurement accuracy • Smart & convenient design: features one-second auto zero and flexible dual-range switching 		



100MHz / 200MHz / 300MHz

1% / 2% Accuracy

Support Customization





BNC Interface



Suitcase Set

Rogowski AC Current Probe

Model	RCP-XS Series		RCP-S Series		RCP-M Series		RCP-L Series
Coil Circumference	80mm	200mm	200mm	700mm	200mm	700mm	700mm
Measurable Conductor Diameter	≤20mm	≤60mm	≤60mm	≤220mm	≤60mm	≤220mm	≤220mm
Coil Cross-Section Diameter	1.6mm		3.0mm		4.5 mm		8.0mm
Wire Length	1.5m, from integrator to coil, customizable						
Interface	Standard BNC interface, compatible with all oscilloscope brands						
Key Features	<ul style="list-style-type: none"> • Compacted and flexible design, easy to plug in and out • Low insertion loss (only a few picohenries), no interference to the measured circuit, and supporting safe and non-destructive real-time monitoring • Slim coil circuit (smallest diameter only 1.6 mm), more suitable for current measurement of small packaged devices (such as MOSFETs and IGBTs) • Customized probe rings and cable lengths, meet various individual requirements 						
Support Customization	<ul style="list-style-type: none"> • Wire length • Coil cross-sectional diameter • Coil circumference • Higher current • Higher working temperature 						

The coil's cross-sectional diameter, circumference, and lead length are all customizable.

RCP-XS Series (Typical coil cross-section diameter: 1.6 mm)

Model	RCP60XS-80	RCP120XS-80	RCP300XS-80	RCP600XS-80	RCP1200XS-80
Peak Current	60Apk	120Apk	300Apk	600Apk	1200Apk
Bandwidth	70Hz-30MHz	34Hz-30MHz	10Hz-30MHz	8Hz-30MHz	5Hz-30MHz
Output Sensitivity	100mV/A (10X)	50mV/A (20X)	20mV/A (50X)	10mV/A (100X)	5mV/A (200X)
Peak Coil Isolation Voltage	1.5kVpk (Rogowski coil part only)				

Model	RCP3000XS-80	RCP6000XS-80	RCP12000XS-80	RCP300XS-200	RCP600XS-200
Peak Current	3000Apk	6000Apk	12000Apk	300Apk	600Apk
Bandwidth	4Hz-30MHz	4Hz-30MHz	2Hz-30MHz	10Hz -20MHz	7Hz -20MHz
Output Sensitivity	2mV/A (500X)	1mV/A (1000X)	0.5mV/A (2000X)	20mV/A (50X)	10mV/A (100X)
Peak Coil Isolation Voltage	1.5kVpk (Rogowski coil part only)				

RCP***XS-80: 80 mm coil circumference.
RCP***XS-200: 200 mm coil circumference.

RCP-S Series (Typical coil cross-section diameter: 3.0 mm)

Model	RCP120S-200	RCP300S-200	RCP600S-200	RCP1200S-200
Peak Current	120Apk	300Apk	600Apk	1200Apk
Bandwidth	14Hz-25MHz	7Hz-25MHz	5Hz-25MHz	5Hz-25MHz
Output Sensitivity	50mV/A (20X)	20mV/A (50X)	10mV/A (100X)	5mV/A (200X)
Peak Coil Isolation Voltage	2kVpk (Rogowski coil part only)			

Model	RCP3000S-200	RCP6000S-200	RCP6000S-700	RCP12000S-700
Peak Current	3000Apk	6000Apk	6000Apk	12000Apk
Bandwidth	3Hz-25MHz	2Hz-25MHz	3Hz-10MHz	2Hz-10MHz
Output Sensitivity	2mV/A (500X)	1mV/A (1000X)	1mV/A (1000X)	0.5mV/A (2000X)
Peak Coil Isolation Voltage	2kVpk (Rogowski coil part only)			

RCP***S-200: 200 mm coil circumference.
RCP***S-700: 700 mm coil circumference.

RCP-M Series (Typical coil cross-section diameter: 4.5 mm)

Model	RCP120M-200	RCP300M-200	RCP600M-200	RCP1200M-200
Peak Current	120Apk	300Apk	600Apk	1200Apk
Bandwidth	14Hz-25MHz	7Hz-25MHz	5Hz-25MHz	5Hz-25MHz
Output Sensitivity	50mV/A (20X)	20mV/A (50X)	10mV/A (100X)	5mV/A (200X)
Peak Coil Isolation Voltage	5kVpk (Rogowski coil part only)			

Model	RCP3000M-200	RCP6000M-200	RCP6000M-700	RCP12000M-700
Peak Current	3000Apk	6000Apk	6000Apk	12000Apk
Bandwidth	3Hz-25MHz	2Hz-25MHz	3Hz-10MHz	2Hz-10MHz
Output Sensitivity	2mV/A (500X)	1mV/A (1000X)	1mV/A (1000X)	0.5mV/A (2000X)
Peak Coil Isolation Voltage	5kVpk (Rogowski coil part only)			

RCP***M-200: 200 mm coil circumference.
RCP***M-700: 700 mm coil circumference.

RCP-L Series (Typical coil cross-section diameter: 8 mm)

Model	RCP1200L-700	RCP3000L-700	RCP6000L-700	RCP12000L-700
Peak Current	1200Apk	3000Apk	6000Apk	12000Apk
Bandwidth	5Hz-10MHz	4Hz-10MHz	3Hz-10MHz	2Hz-10MHz
Output Sensitivity	5mV/A (200X)	2mV/A (500X)	1mV/A (1000X)	0.5mV/A (2000X)
Peak Coil Isolation Voltage	10kVpk (Rogowski coil part only)			

RCP***L-700: 700 mm coil circumference.

High Frequency AC/DC Current Probe

CP Series			
Model	CP1510	CP3008	CP3005
Bandwidth	DC~10MHz	DC~8MHz	DC~5MHz
Rise Time	≤ 46ns	≤ 53ns	≤ 70ns
Max. Current Input	150Arms, 300Apk	300Arms, 500Apk	300Arms, 500Apk
Accuracy (DC)	±1% ±10mA (30A) ±1% ±100mA (150A)	±1% ±10mA (50A) ±1% ±100mA (300A)	±1% ±10mA (50A) ±1% ±100mA (300A)
Noise	<1.5mArms (30A) <10mArms (150A)	<1.5mArms (50A) <12mArms (300A)	<1.5mArms (50A) <12mArms (300A)
Output Sensitivity	1V/10A(30A, 10X) 1V/100A(150A, 100X)	1V/1A(50A, 10X) 1V/100A(300A, 100X)	1V/1A(50A, 10X) 1V/100A(300A, 100X)
Max. Conductor Diameter	20mm		
Fiber Cable Length	2m (Customizable)		
Interface	Standard BNC interface, compatible with all oscilloscope brands		
Model	CP1003B	CP503B	
Bandwidth	DC~100MHz	DC~50MHz	
Rise Time	≤3.5ns	≤7ns	
Max. Current Input	30Arms, 50Arms		
Accuracy (DC)	±1% ±1mA (5A), ±1% ±10mA (30A)		
Noise	<4mApp(5A), <30mApp(30A)		
Output Sensitivity	1V/10A (5A, 1X), 1V/100A (30A, 10X)		
Max. Conductor Diameter	5mm		
Fiber Cable Length	1m (Customizable)		
Interface	Standard BNC interface, compatible with all oscilloscope brands		
Key Features	<ul style="list-style-type: none"> • Easily capture high-frequency signals without waveform distortion • Supports testing of large-current signals • High signal-to-noise ratio and low-noise design: Ensures precise signal capture • Dual-range design: Suitable for both small-signal detection and large-current testing • One-click operation: Supports one-key zero calibration and degaussing • Dual alarms: Overload and jaw-lock indicator lights ensure safe operation 		



CP1510/CP3008/CP3005

10MHz / 8MHz / 5MHz
300Arms, 500Apk
BNC Interface



CP1003B/CP503B

100MHz / 50MHz
1mA (5A), 10mA (30A)
BNC Interface

Low Frequency AC/DC Current Probe

CP2100 Series		
Model	CP2100B	CP2100A
Bandwidth	DC~2.5MHz	DC~800kHz
Rise Time	≤437.5ns	≤140ns
Ranges	10A/100A	
Output Sensitivity	0.1V/A (10A), 0.01V/A (100A)	
DC Accuracy	3%±50mA (10A), 4%±50mA (100A, 500mA~40Apk) 15% (100A, 40Apk~100Apk)	
Signal Delay	100ns	
Current Measurement Range	50mA~10Apk (10A, 10X), 1A~100Apk (100A, 100X)	
Max. Measuring Current	100Apk, 70.7Arms (DC+ACpk)	
Max. Conductor Diameter	13mm	
Interface	Standard BNC interface, compatible with all oscilloscope brands	
Key Features	<ul style="list-style-type: none"> • Optional 800kHz, 2.5MHz bandwidth • Switchable 10A/100A current range • Auto / Manual Zero adjustment • Compact & exquisite design, easy to use • Measures 13mm diameter conductor 	



800kHz / 2.5MHz
10A/100A
BNC Interface

AC Current Probe

ACP1000			
Model	ACP1000		
Input	0.1~10A	0.1~100A	1~1000A
Rated Output	100mV/A	10mV/A	1mV/A
Frequency(Hz)	10Hz - 100kHz		
Accuracy grade	3% ± 10mV	2% ± 5mV	1% ± 1mV
Max. Conductor Diameter	52mm		
Interface	Standard BNC interface, compatible with all oscilloscope brands		
Key Features	<ul style="list-style-type: none"> • Easy switch: 10A, 100A, 1000A, tests up to 1000A • Up to 1% accuracy • Clamp design, no need to disconnect the circuit-under-test 		





About Micsig

Shenzhen Micsig Technology Co., Ltd. is a leading manufacturer and solution provider in the field of signal test and measurement equipment. The company is dedicated to the research and development of cutting-edge technologies for electrical signal testing products.

Since its establishment, Micsig has been at the forefront of innovation, holding numerous technical patents and software copyrights. In 2025, Micsig was proudly recognized as a National “Little Giant” Enterprise — specialized, refined, distinctive, and innovative.

Guided by the philosophy of “Micsig Creation”, the company is committed to serving global users, continuously creating value, exceeding expectations, and pursuing excellence.

Saelig Company, Inc. 71 Perinton Parkway, Fairport, NY 14450 USA 1-585-385-1750
info@saelig.com www.saelig.com