



HUMIDITY MEASUREMENT Conditioner Sensor

G-UCN.32

This micro-module, designed to quantify the *relative humidity level* in the ambient atmosphere, delivers a digital electrical signal proportional to the measured value.

Designed using SPSI UPSICAP *MSS BI-face* technology, this module *integrates* the *humidity sensor created in-situ* on the upper side of the substrate and the *electronic transmitter* and output connector on the lower side.

This internationally patented technology is a major step forward in the field of sensor-transmitters with long-term stability and reduction of mass production cost.

MSS Bi-Face original concept

Exclusive SPSI technology

Micro- system with digital output

High accuracy and reliability

Miniature plug-in module

Operating from 0% RH to 100% RH

Ultra fast response


Full interchangeability without recalibration

Instantaneous desaturation

Output current up to ± 2 mA

Best quality-price ratio on the world market

Integrated production



MAIN CHARACTERISTICS

- | | |
|---|--|
| ➤ Qualified measurement range | 2 % RH to 98 % RH |
| ➤ Time constant | 0.25 sec. to 20 sec. depending on model Rx or Lx |
| ➤ Operating temperature | - 40 °C to +100 °C |
| ➤ Accuracy (calibration – interchangeability) | ± 3 % RH (option ± 2 % RH) |
| ➤ Nominal internal power consumption | 0.001 W under 5 V |
| ➤ Recovery time (100 % RH 150 Hrs) | 2 sec. to 100 sec. depending on model Rx or Lx |
| ➤ Output signal | 0-5 V Variable frequency square waves |
| ➤ Operating power supply voltage | 4 V DC to 10 V DC |
| ➤ Rated power supply voltage | 5 V DC |
| ➤ Basic transfer function | $F = F_{55} (1.108 - 0.002 \% RH)$ |
| ➤ Standard calibration (F_{55}) | 6500 Hz at 55 % RH, or option |
| ➤ Thermal sensitivity | $\pm 0.05 \% RH / ^\circ C$ |
| ➤ Surface dimensions | 9 mm x 8 mm |

ORIGINAL TECHNOLOGY UPSICAP – MSS BI-FACE

UPSI product range are based on two fundamental concepts *UPSICAP* and *MSS Bi-Face* elaborated and developed by the *Société d'applications électroniques pour la Physique, la Science et l'Industrie* (international patent <http://www.patentstorm.us/patents/6450026-claims.html>)

The MSS Bi-Face concept incorporates on the same substrate both, the humidity sensor on the main face and electronic device, including connections, on the opposite side.

The humidity cell is not added on the substrate but carried out directly *in situ* .

Accuracy, stability and reliability are improved, connecting the sensor to the acquisition electronic circuit with continuum solid vias excluding link wires or printed circuit.

The surface electrode in contact with water vapor is connected to 0V (ground) provides shielding against surrounding electrical field and its thickness provide high robustness atmospheric filter.

The absence of electrical connections on the sensitive face does away with a barrier irregularity reducing the airborne dust on this side and enhancing reliability in the event mechanical action affecting the cell.

For harsh environment, a complementary filter could be placed on the sensing side.

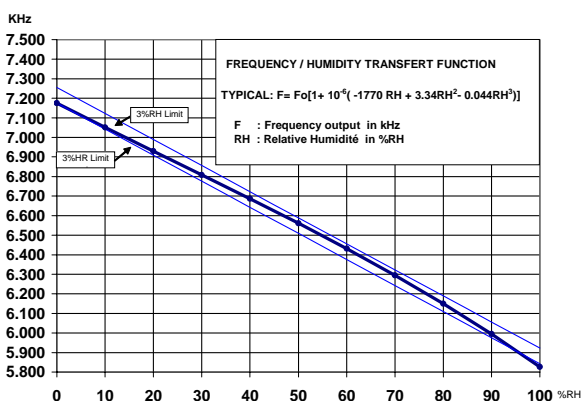
The additional function (transmitter) component quantity is divided by 2 using some multifunction device increasing the reliability and decreasing area and cost (original electronic concept).

This technology allow to supply an analogic or digital sensor transmitter with 100 μW - 20 μA.

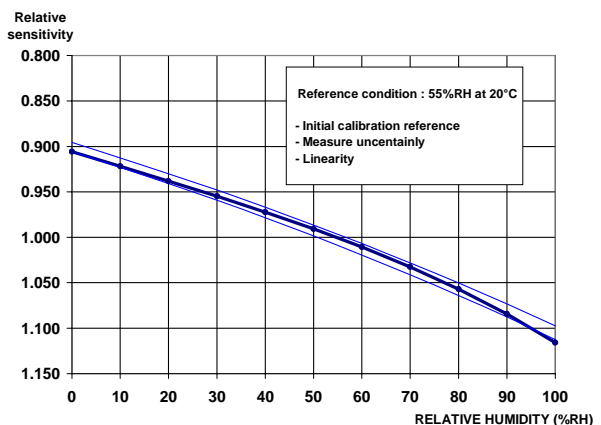
The operating range until 100% RH is insured by a specific treatment (substrate and components impregnation).

TRANSFER FUNCTIONS

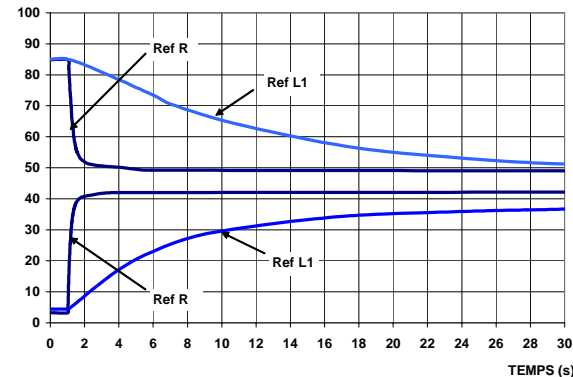
OUTPUT FREQUENCY VERSUS RELATIVE HUMIDITY



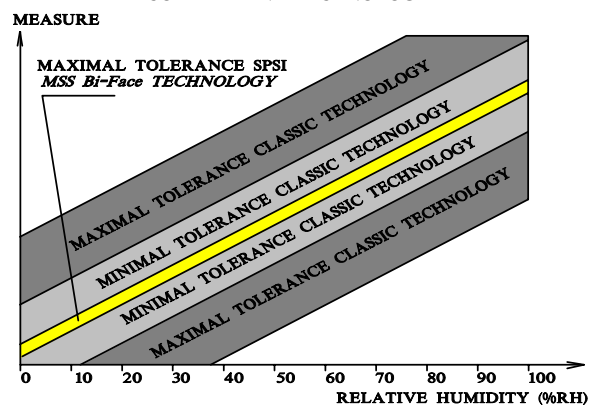
RELATIVE PRECISION SENSIBILITY VERSUS HUMIDITY



RESPONSE TIME HUMIDITY



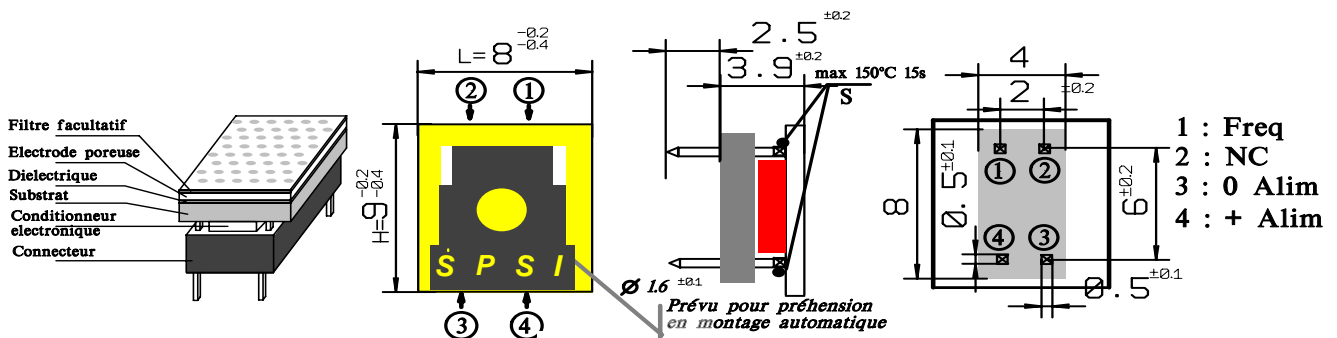
COMPARATIVE TECHNOLOGY



ELECTRICAL AND MEASURING SPECIFICATIONS

Measured or influencing values	Définition	Valeurs			Unit
		Min.	Nom.	Max.	
Relative humidity RH	RH measuring range	2	→	98	% RH
	RH operating range	0	→	100	% RH
	Hysteresis		< 1,5		% RH
	Accuracy according to reference conditions	2	3		% RH
	Conformity error (2 % RH to 98 % RH)		1.5		% RH
	Time constant Fast version R	0,20 ↑	0,30	0,40 ↓	sec.
	Version L filter	30 ↑	40	50 ↓	sec.
	Recovery time (100 % RH 150 hours)	2 (R)		100 (L ₁)	sec.
	Absolute humidity Specified metrology		0,12		Kg/Kg
Maximum Metrology outside tolerance		0,35		Kg/Kg	
Degraded metrology		0,5		Kg/Kg	
<i>Output signal Hz / %RH</i>	Nominal Variable frequency Square wave / RH	7 176	→	5 826	Hz
	Cyclic ration High level time / Low level time	1.15	1.18	1.21	H / L
	Square waves amplitude (output current = 0)	0.99 Vcc		Vcc	V
	Measuring current (input or output)	0	→	± 2	mA
	Source resistance (equivalent generator)		250		Ω
<i>Transfer</i>	$F(Hz) = 7176 - 12.7 RH + 0.024 RH^2 - 0.00032 RH^3$				
	Standard calibration 12 % RH	6 970	7 027	7 080	Hz
	F55 = 6500 Hz 55 % RH	6 460	6 500	6 540	Hz
	97.5 % RH	5 790	5 870	5 950	Hz
Sensitivity (33 % RH to 76 % RH)	12,7	13,1	13,3	Hz/%RH	
<i>Electrical power supply</i>	Supply voltage (Vcc)	4	5	10	V
	Supply current (Icc)	0.15	0.17	0.25	mA
	Power consumption (output current excluded)	0.6	0.8	3.0	mW
<i>Stability</i>	Instantaneous modulation (noise)	0.005	0.01	0.05	% RH
	Sensitivity to supply voltage (Vcc)		0.1	0.2	% RH/V
	Error for Vcc = 4.75 V to 5.25 V		± 0.02	± 0.04	% RH
	Thermal sensitivity	0.03	0.04	0.05	%RH/°C
	Thermal stability from 0° C to 50° C		± 1.5		% RH
Capacitive sensitivity (line capacitor Cp)		0.01		%RH/nF	
Temperature	Long term storage	- 50	+ 25	+ 85	°C
	Specified operating range	- 30	+ 25	+ 85	°C

MECHANICAL SPECIFICATIONS – ELECTRICAL CONNECTION



APPLICATIONS

UNITE DE PRODUCTION DE SYSTEMES INDUSTRIELS

**S.A.R.L au capital de 660 000 € RCS Créteil B 433 547 643 Siret 433 547 643 00018 Code NAF 321 C
ZI des Grands Godets – 951 Rue Marcel Paul – 94500 CHAMPIGNY/MARNE-FRANCE**

Tél : +33 1.45.16.18.20 – Fax : +33 1.45.16.18.29 – courriel : contact@upsi.fr - Site web : www.upsi.fr